



### District Report Card: 2017


<b>State:</b> Chhattisgarh	<b>District:</b> Bijapur
<b>Class:</b> 5	<b>Subject:</b> Language
<b>Schools:</b> 58	<b>Students:</b> 1047


### Participation/Coverage


#### Students

<b>GENDER</b> 	Boys		Girls	
	Number	%	Number	%
	587	56.06	460	43.94

<b>AREA</b> 	Rural		Urban	
	Number	%	Number	%
	1018	97.23	29	2.77

<b>CATEGORY</b> 	SC		ST		OBC		GEN	
	Number	%	Number	%	Number	%	Number	%
	14	1.34	930	88.83	101	9.65	2	0.19

<b>CWSN</b> 	LD	VI	HI	S&LD	ID	Oth
	6	1	0	0	14	0

<b>Management</b> 	Government		Government-aided	
	Number	%	Number	%
	1047	100.00	0	0.00

### Average Performance of Students in Language (%)

Overall	Gender		Area		Management		Social Group			
	Male	Female	Rural	Urban	Govt.	Aided	SC	ST	OBC	GEN
49.51	50.95	47.68	48.82	73.79	49.51	0.00	61.90	49.28	49.70	60.00

## Performance on Learning Outcomes (LOs)

Learning Outcomes	Description	Average Performance(%)
L504	Reads and comprehends independently storybooks, news items/ headlines, advertisements etc.	47.18
L508	Reads text with comprehension, locates details and sequence of events	50.68

Range of Performance of Students who Answered Correctly							
Below 30%		30% - 50%		50% - 75%		Above 75%	
Number	%	Number	%	Number	%	Number	%
195	18.62	341	32.57	412	39.35	99	9.46

## Lowest Performing Learning Outcomes (LOs)

- 1 - Reads and comprehends independently storybooks, news items/ headlines, advertisements etc. (47.18)
- 2 - Reads text with comprehension, locates details and sequence of events (50.68)